



GFE-MCPE-C

CONVENTIONAL MANUAL CALL POINT

MANUAL 220901



MADE IN PORTUGAL - EU

GLOBAL FIRE EQUIPMENT S.A.

Parque Industrial Municipal da Barracha, 8150-017 São Brás de Alportel - PORTUGAL | Tel: +351 289 896 560
Email: info@globalfire-equipment.com | Technical Support: techs@globalfire-equipment.com | www.globalfire-equipment.com

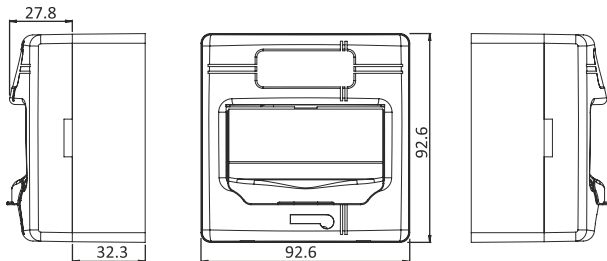
TECHNICAL SPECIFICATIONS

OPERATING VOLTAGE	25 (+5 ; -15) [V DC]
CURRENT: QUIESCENT / ALARM	200 μ A / 50 mA @ 24 V DC nominal - Alarm Resistance 470 Ohms max.
TEMPERATURE: OPERATION / STORAGE	-10°C to +55°C / -30°C to +60°C
SENSITIVITY / PROTECTION	According to EN54-11 / IP24D - Type A - Indoor Use
CABLE SIZE	0.5-1.5mm ²
MAX. HUMIDITY	95% Non-Condensing @ 40°C
COLOUR	Red, Green, Blue, Yellow or White
CASE MATERIAL	ABS & Clear/ PC - Flame Retardant - Rating 94 V0
DIMENSIONS - SURFACE MOUNTED	92.6 (W) x 92.6 (H) x 60.1 (D) mm
DIMENSIONS - FLUSH MOUNTED	92.6 (W) x 92.6 (H) x 27.8 (D) mm
WEIGHT	152 g includes back box and fixings

For EN54-13 compliance, please check the control panel manual specifications.


ORDER CODE	DESCRIPTION	CERTIFICATE
GFE-MCPE-C	CONVENTIONAL MANUAL CALL POINT	1328-CPR-0377 0359-UKCA-CPR-00203

MECHANICAL SPECIFICATION



NOTE: All dimensions in mm

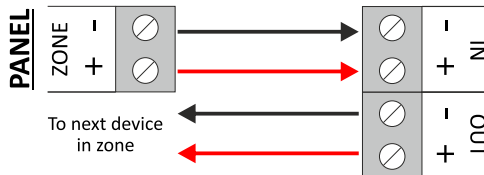
To remove
use a **MCPE Key**
and undo both clips
on bottom of the
call point.



CONNECTIONS

Please note that this device is polarised,

please ensure that both zone connections, are kept on the same terminal in all the modules.
The positive side of the zone should be connected to the RED wire and negative to the BLACK wire.



NOTE: Only last device in zone should have e.o.l. (end of line) fitted across OUT zone terminals.